



NATIONAL ASSOCIATION OF COUNTIES

SUMMARY OF THE STATE AND LOCAL FISCAL RECOVERY FUND
& ADDITIONAL FEDERAL ASSISTANCE FOR PUBLIC LANDS COUNTIES

2021 LEGISLATIVE CONFERENCE
MARCH 2021



COVID-19 RECOVERY CLEARINGHOUSE

Timely resources for counties, including allocation estimations, examples of county programs using federal coronavirus relief funds, the latest news and more.



State & Local Fiscal Recovery Funds

Find your county's estimated allocation, NACo's legislative analysis and more

[LEARN MORE](#)

Investing CARES Act Coronavirus Relief Funds

Find examples and best practices, as well as U.S. Treasury guidance and FAQs.

[LEARN MORE](#)

COVID-19 Vaccine Distribution


Explore key considerations for counties in COVID-19 vaccine distribution plans

[LEARN MORE](#)

[COVID-19 Recovery Clearinghouse \(naco.org\)](https://naco.org)

COVID-19 RECOVERY CLEARINGHOUSE

Timely resources for counties, including allocation estimations, examples of programs using federal coronavirus relief funds, the latest news and more.



State & Local Fiscal Recovery Funds

Find your county's estimated allocation, NACo's legislative analysis and more.

[LEARN MORE](#)

Investing CARES Act Coronavirus Relief Funds

Find examples and best practices, as well as U.S. Treasury guidance and FAQs.

[LEARN MORE](#)

COVID-19 Vaccine Distribution

Explore key considerations for counties in COVID-19 vaccine distribution plans

[LEARN MORE](#)





STATE AND LOCAL CORONAVIRUS FISCAL RECOVERY FUNDS



NACO ANALYSIS OF STATE AND LOCAL FUNDING IN THE AMERICAN RESCUE PLAN

AMERICAN RESCUE PLAN ACT TEXT

COUNTY-BY-COUNTY ALLOCATION ESTIMATES

[CLICK here to access... State and Local Coronavirus Fiscal Recovery Funds \(naco.org\)](https://naco.org)

NACo LEGISLATIVE ANALYSIS FOR COUNTIES:
U.S. SENATE'S SUBSTITUTE AMENDMENT
STATE & LOCAL CORONAVIRUS FISCAL RECOVERY FUND



UPDATED: MARCH 8, 2021

To find your county's estimated allocation through the U.S. Senate's Substitute Amendment of State and Local Coronavirus Recovery Funds, [click here](#).

SUMMARY

On March 6, the U.S. Senate passed [The American Rescue Plan Act of 2021](#). The amended Senate version moves back to the U.S. House on March 10 for final consideration before being sent to the president for his signature.

As part of the overall package, the **Coronavirus State and Local Fiscal Recovery Fund** would provide (1) approximately \$350 billion in new federal fiscal assistance for our nation's states, territories, tribes, counties, and municipalities, (2) \$10 billion for coronavirus capital projects, and (3) \$1.5 billion over two years for revenue sharing counties (i.e. public lands counties).

The measure outlines that states, along with the District of Columbia, would receive \$195.3 billion, distributed mostly upon each state's share of unemployed workers over the 9-month period of October-December 2020. Each state and the District of Columbia would be guaranteed a minimum of \$500 million or no less than the state received in total (state plus local) under the CARES Act Coronavirus Relief Fund (CRF). D.C. would also receive a special allocation to compensate for its treatment under the CARES Act last year.

Local governments would receive \$130.2 billion, split evenly between municipalities and counties, **resulting in a direct county allocation based on population of \$65.1 billion. In addition, the final Senate bill added another \$1.5 billion, split evenly over federal FYs 2022 and 2023, to eligible revenue share counties (i.e. public land counties).** These revenue share payments would be available for any governmental purpose other than a lobbying activity.

Tribal governments would receive \$20 billion and U.S. territories would receive \$4.5 billion.

The U.S. Department of Treasury would still oversee and administer these payments to state and local governments, and every county would be eligible to receive a direct allocation from Treasury. Municipalities and counties would now receive funds in two tranches—both tranches would provide 50 percent of the entity's total allocation. States may receive funding in two tranches at the discretion of Treasury.

NACo LEGISLATIVE ANALYSIS: STATE AND LOCAL CORONAVIRUS FISCAL RECOVERY FUNDS | MAR. 8, 2021 | 1

PRESIDENT BIDEN'S

AMERICAN RESCUE PLAN

- Establish and fund **national vaccine plan**
- Boost funding for **COVID-19 testing**
- **Extra \$362B for state and local govt. support with \$65.1 billion in direct federal aid for counties**
- **An additional \$1.5B for public land counties**
- Provide additional assistance for **rental, utility and homeless prevention**
- Direct **financial assistance** for individuals
- Expand **paid leave** and family medical leave, incl. tax credits for public sector employees

NACo's Focus

NACo's focus remains on the **COUNTY SHARE AND DISTRIBUTION FORMULA** as part of any new federal aid plan for state, tribal, county and municipal govts.

NACo's guiding principles include:

- direct, flexible aid for *all* counties,
- allowance for *lost revenue* due to COVID
- reasonable, practical safeguards to protect the public's interest

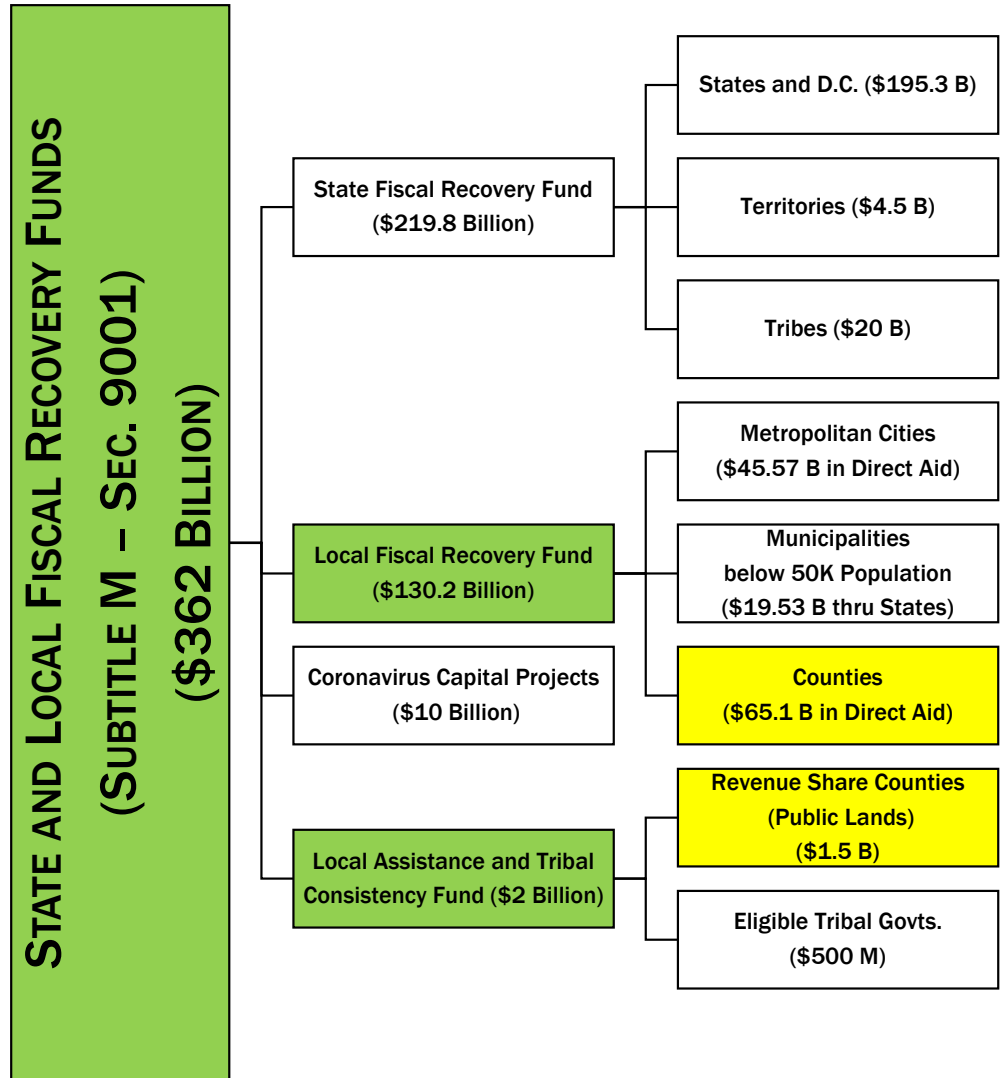


U.S. House Committee on Oversight & Reform: State and Local Coronavirus Fiscal Recovery Funds

Access NACo's analysis of the latest COVID-19 federal relief bill, including county-level allocation estimates, and take action to support direct investments in counties of all sizes.

<https://www.naco.org/resources/featured/state-and-local-coronavirus-fiscal-recovery-funds>

State and Local Fiscal Recovery Funds (SEC. 9001)



COUNTIES AND THE COVID-19 PANDEMIC



THE COUNTY MESSAGE:

- Counties remain focused on our mission to end COVID-19, keep our local businesses alive, and serve our most vulnerable residents and frontline heroes. Every dollar in local government aid is at least a dollar in GDP growth.
- As this unprecedented global health pandemic continues to evolve and reach further into our communities, we urge Congressional support and immediate passage of the Coronavirus State and Local Fiscal Recovery Funds.
- Only 5 percent of counties received direct assistance from the CARES Act, and far too many counties never received any, or very limited, federal resources. Even with these much-appreciated federal dollars, the immense scale and growing needs facing our counties are far outstripping our local resources.
- County leaders are serious, prudent stewards of public dollars, and we are not looking for an unlimited federal handout. We remain very concerned about mounting federal debt. Yet, we also understand that we must overcome this devastating pandemic together, now, so we can make the smart investments needed to pursue a brighter, more resilient future for all our residents and communities.
- We know that the only way to unlock the full economic potential and protect the wellbeing of the nation is to overcome the current global public health emergency.
- We respectfully urge Congress and the White House to work together in a bipartisan manner to ensure our local communities have the resources, decision-making powers and flexibility necessary to overcome this massive national emergency and to



DISTRIBUTION FORMULA FOR STATE AND LOCAL RECOVERY FUNDS

Of the approximately \$350 billion in the Senate bill for fiscal relief, 57 percent would be allocated to states and 35 percent to local governments. The distribution formula is as follows:

- **States and District of Columbia: \$195.3 billion**
 - \$25.5 billion is equally divided with state minimum of \$500 million.
 - \$169 billion based on the state share of unemployed workers over a three-month period from October-December 2020.
 - \$1.25 billion in additional aid for the District of Columbia.
- **Local governments: \$130.2 billion divided evenly between non-county municipalities and counties.**
 - **COUNTIES: \$65.1 billion in direct federal aid to all counties** (including parishes in Louisiana, boroughs in Alaska, consolidated city-county entities and the District of Columbia) based on the county share of the U.S. population. Counties that are CDBG recipients would receive the larger share, based on its population or calculated share under the CDBG allocation method. Treasury shall allocated these resources within 60 days of enactment.
 - **NON-COUNTY MUNICIPALITIES: \$65.1 billion to cities and other non-county municipalities.**
 - \$45.57 billion in direct federal aid for municipalities with populations of at least 50,000, using a modified Community Development Block Grant formula.
 - \$19.53 billion for municipalities with populations of less than 50,000 based on each jurisdiction's percentage of the state's population. Amount per jurisdiction may not exceed 75 percent of its most recent budget as of January 27, 2020. Aid is distributed through the states, with the ability for states to request extensions if they are unable to distribute within a maximum of 120 days. Any amounts that are not distributed to non-entitlement municipalities shall be returned to the U.S. Treasury. However, if the state fails to distribute to these local entities, the penalty comes from the state portion of the State and Local Coronavirus Recovery Fund.
- **U.S. Territories: \$4.5 billion.**
- **Tribal governments: \$20 billion** to federally recognized Tribal governments.

ALLOWABLE USES OF RECOVERY FUNDS

The final bill outlines that **funds may be used by counties to:**

- 1. Respond to the public health emergency with respect to the COVID-19 or its negative economic impacts**, including assistance to households, small businesses, and nonprofits, or aid to impacted industries such as tourism, travel, and hospitality
- 2. Respond to workers performing essential work** during the COVID-19 public health emergency by **providing premium pay to eligible workers of the county** that are performing such essential work, or by providing grants to eligible employers that have eligible workers who perform essential work
- 3. For the provision of government services to the extent of the reduction in revenue** (i.e. online, property or income tax) due to the public health emergency relative to revenues collected in the most recent full fiscal year of the county prior to the emergency (*i.e. January 20, 2020*), or
- 4. Make necessary investments** in water, sewer, or broadband infrastructure.

It is important to note under #1 that the examples outlined are intended to clarify congressional intent that these activities would be eligible. However, state and local activities would NOT be limited only to these activities.

ALLOWABLE USES OF RECOVERY FUNDS

The Senate bill outlines that **funds may be used by counties to:**

1. **Respond to the public health emergency with respect to the COVID-19 or its negative economic impacts**, including assistance to households, small businesses, and nonprofits, or aid to impacted industries such as tourism, travel, and hospitality.
2. Respond to workers performing essential work during the COVID-19 public health emergency by **providing premium pay to eligible workers of the county** that are performing such essential work, or by providing grants to eligible employers that have eligible workers who perform essential work.
3. For the provision of **government services to the extent of the reduction in revenue** (i.e., online, property or income tax) due to the public health emergency relative to revenues collected in the most recent full fiscal year of the county prior to the emergency (i.e., January 20, 2020), or
4. **Make necessary investments** in water, sewer or broadband infrastructure.

It is important to note under #1 that the examples outlined are intended to clarify congressional intent that these activities would be eligible. However, state and local activities would NOT be limited only to these activities.

The Senate bill also outlines that:

- **States are not allowed to use the funds to either directly or indirectly offset a reduction in the net tax revenue** that results from a change in law, regulation or administrative interpretation during the covered period that reduces any tax. If a state violates this provision, it would be required to repay the amount of the applicable reduction to net tax revenue.
- **No funds shall be deposited into any pension fund.**
- **State and local governments are allowed to transfer** to a private nonprofit organization, a public benefit corporation involved in the transportation of passengers or cargo **or a special purpose unit of State or local government.**
- Any local government, including counties, that **fail to comply with the federal law and related guidelines shall be required to repay** the federal Treasury.
- **“Premium pay” means an additional amount up to \$13 per hour** that is paid to an eligible worker for work during the COVID-19 pandemic. The bill imposes a cap of \$25,000 for any single eligible worker.

REPORTING REQUIREMENTS, CERTIFICATION & RECOUPMENT

The Senate bill would **require state and local governments to fulfill reporting requirements**, such as:

- **States are required to report how funds are used and how their tax revenue was modified** during the time that funds were spent during the covered period (covered period begins on March 3, 2021 and ends on the last day of the fiscal year a state or local government has expended or returned all funds to the U.S. Treasury).
- Local governments would be required to provide **“periodic reports”** providing a detailed accounting of the use of funds.
- If a state, county or municipality does not comply with any provision of this bill, they will be **required to repay the U.S. Treasury** an equal amount to the funds used in violation.

ADMINISTRATION OF RECOVERY FUNDS

The Senate bill further outlines that **funds would be administered as follows:**

- Funds would be distributed by the U.S. Department of Treasury.
- **The deadline to spend funds would be December 31, 2024.**
- **In order to receive a payment either under the first or second tranche, local governments must provide the U.S. Treasury with a certification** signed by an authorized officer. The U.S. Treasury is required to pay first tranche to counties not later than 60-days after enactment, and second payment no earlier than 12 months after the first payment.
- The bill would provide **\$117 million for oversight and to promote transparency and accountability** of all federal coronavirus relief funds with \$77 million for the Government Accountability Office and \$40 million for the Pandemic Response and Accountability Committee.

CORONAVIRUS CAPITAL PROJECTS FUND (SEC. 604)

- **\$10 billion for states, territories, and tribal governments to carry out critical capital projects**, until expended, specifically related to enabling work, education, and health monitoring, including remote options in response to the COVID-19 public health emergency.
- Each state, **District of Columbia and Puerto Rico would receive a minimum allocation of \$100 million**, plus another \$100 million is divided among other U.S. territories and another \$100 million is designated for Tribal governments and Native Hawaiian use.

COUNTY-BY-COUNTY FUNDING ESTIMATES:

<https://www.naco.org/resources/featured/state-and-local-coronavirus-fiscal-recovery-funds>

Please note that these are unofficial estimates
and subject to modification
by the U.S. Department of the Treasury

Alamance County	North Carolina	\$32,875,227
Alexander County	North Carolina	\$7,272,312
Alleghany County	North Carolina	\$2,159,953
Anson County	North Carolina	\$4,741,151
Ashe County	North Carolina	\$5,275,854
Avery County	North Carolina	\$3,405,072
Beaufort County	North Carolina	\$9,114,197
Bertie County	North Carolina	\$3,674,654
Bladen County	North Carolina	\$6,346,230
Brunswick County	North Carolina	\$27,699,060
Buncombe County	North Carolina	\$50,656,386
Burke County	North Carolina	\$17,549,009
Cabarrus County	North Carolina	\$41,979,726
Caldwell County	North Carolina	\$15,937,917
Camden County	North Carolina	\$2,107,588
Carteret County	North Carolina	\$13,473,861
Caswell County	North Carolina	\$4,383,907
Catawba County	North Carolina	\$30,943,934
Chatham County	North Carolina	\$14,442,998
Cherokee County	North Carolina	\$5,549,121
Chowan County	North Carolina	\$2,704,159
Clay County	North Carolina	\$2,178,183

AMERICAN RESCUE PLAN: PUBLIC LANDS COUNTIES

Additional \$1.5 Billion for Revenue Share (Public Lands) Counties:

- An **additional \$1.5 billion is provided for eligible revenue share counties** (notably public land counties that receive Payment-in-Lieu-of-Taxes (PILT) and Secure Rural School (SRS) payments), with \$750 million allotted each year for federal Fiscal Years 2022 and 2023
 - **Treasury will be responsible for determining the funding formula**, taking into account the economic conditions of each eligible revenue sharing county, using measurements of poverty rates, household income, land values, and unemployment rates as well as other economic indicators, over the 20-year period ending with Sept. 30, 2021
 - Eligible counties may use these funds for **any governmental purpose *other than a lobbying activity***
 - Counties shall be required to **provide periodic reports** with a detailed accounting of the use of funds
 - **Failure to submit required reports or misuse of funds** will result in the recoup of funds by the federal government
- **An additional \$500 million in total is provided for eligible Tribal governments**

AMERICAN RESCUE PLAN: PUBLIC LANDS COUNTIES

Additional \$1.5 Billion for Revenue Share (Public Lands) Counties:



According to a statement for the record by U.S. Senate Finance Chairman Ron Wyden (D-Ore.),

"I also fully expect Treasury to consult with others in government who have history in this

arena on the creation of this new formula such as the Secretaries of Agriculture and Interior,

as well as the **National Association of Counties, state county associations, including the**

Association of O&C Counties Oregon, and many other groups with a deep understanding of

these impacts across the United States."

AMERICAN RESCUE PLAN: STATE AND LOCAL PANDEMIC RELIEF FUNDING

U.S. Department of Agriculture

- Emergency Grants for **Rural Health Care** = \$500M
- **SNAP** State Administration = \$1.135B, extends 15% monthly benefit increase through September
- Extends emergency **SNAP** benefits for children missing meals at school through the summer
- Special Nutrition Program for Women, Infants and Children (**WIC**)= \$880M
- Commodity **Supplemental Food** Program = \$37M

AMERICAN RESCUE PLAN: STATE AND LOCAL PANDEMIC RELIEF FUNDING

U.S. Department of Commerce

- **Economic Development Administration = \$3B**
 - Economic adjustment assistance **competitive grants** for planning and projects
 - 25% reserved for states and communities to address losses in the travel, tourism or outdoor recreation sectors

AMERICAN RESCUE PLAN: STATE AND LOCAL PANDEMIC RELIEF FUNDING

U.S. Department of Homeland Security

- FEMA **Disaster Relief** Fund = \$50B (Reimbursement for COVID-related public assistance reimbursement)
- FEMA Emergency **Food and Shelter** Program = \$400M
- FEMA Emergency **Food and Shelter Program – Humanitarian Relief** = \$110M
- FEMA Assistance to **Firefighter Grants** = \$100M
- FEMA Staffing for Adequate Fire and Emergency Response (**SAFER**) **Grants** = \$200M
- FEMA **Emergency Management Performance Grants** = \$100M

AMERICAN RESCUE PLAN: STATE AND LOCAL PANDEMIC RELIEF FUNDING

Federal Communications Commission (FCC)

- **Emergency Connectivity Fund** (I.e. Schools and Libraries) = \$7.171B

AMERICAN RESCUE PLAN: STATE AND LOCAL PANDEMIC RELIEF FUNDING

Independent Agencies

- National Endowment for the **Arts** = \$135M
- National Endowment for the **Humanities** = \$135M
- Institute of **Museum and Library Services** = \$200M
- **Community Navigator** Pilot Program = \$100M
- States Commissions on **National and Community Service** = \$20M
- **Volunteer Generation** Fund = \$20M

AMERICAN RESCUE PLAN: STATE AND LOCAL PANDEMIC RELIEF FUNDING

U.S. Department of Education

- **Education Stabilization Fund = \$165.95 B**
 - **\$123 B K-12 schools**
 - **\$800 M Homeless students**
 - **\$2.5 B After school programming and summer enrichment**
 - **\$2.75 B K-12 private schools**
 - **\$3.03 B Individuals with Disabilities in Education Act (IDEA)**
 - **\$39.6 B Higher education**

AMERICAN RESCUE PLAN: STATE AND LOCAL PANDEMIC RELIEF FUNDING

U.S. Department of Health and Human Services

FMAP Enhancements: Provides the following enhancement to state Federal Medical Assistance Percentages (FMAP), the federal contribution to Medicaid, including:

- A 100 percent FMAP for states that opt to provide coverage to the uninsured for COVID-19 vaccines and treatment without cost sharing.
- An enhanced FMAP for states that wish to expand Medicaid programs to cover mobile crisis intervention services for individuals experiences mental health or substance use disorders
- Increasing the state's base FMAP by five percentage points for two years if they expand Medicaid; currently there are 12 states that have yet to expand Medicaid and will be eligible for this increase.
- A temporary FMAP increase of 7.35 percentage points for states to improve Medicaid home and community-based services (HCBS) for one year.

AMERICAN RESCUE PLAN: STATE AND LOCAL PANDEMIC RELIEF FUNDING

U.S. Department of Health and Human Services

- **Makes a technical fix to state DSH allotment calculations** to address an unintended consequence as it relates to the increase FMAP received from the Families First Coronavirus Response Act.
- Change allows the Secretary of Health and Human Services (HHS) to recalculate DSH allotments when the state received the 6.2 percent increase in FMAP – ***also potentially helps counties in specific states with Medicaid funding mandates***
- Specifically, the change ensures that the total DSH payments that a state may make is equal to the total DSH payments that the State could have made for such fiscal year without the 6.2 percent increase in FMAP. ***(Translation: basically, states won't have to pay more in the non-federal share if they received more for DSH because of the FMAP increase)***

AMERICAN RESCUE PLAN: STATE AND LOCAL PANDEMIC RELIEF FUNDING

U.S. Department of Health and Human Services

- CDC Grants to states, localities and tribes for **testing** = \$47.8B
- CDC Grants to states, localities and tribes for **vaccines** = \$7.5B
- CMS Medicaid Community-Based **Mobile Crisis Intervention (Planning Grants)** = \$15M
- CMS **State Nursing Home Strike Teams** = \$500M
- HHS **Provider Relief Fund** = \$8.5B

AMERICAN RESCUE PLAN: STATE AND LOCAL PANDEMIC RELIEF FUNDING

U.S. Department of Health and Human Services

- **Administration for Children and Families (ACF)**
 - **Child Care and Development** Block Grant = \$14.99B
 - **Child Care Entitlements to States** = \$663M
(permanent annual increase)
 - **Child Care Stabilization Fund** = \$23.97B
 - **Low Income Home Energy Assistance** Program = \$4.5B
- **Head Start** = \$1B
- **Low-Income Household Drinking Water and Wastewater** Energy Assistance = \$500M
- funding for domestic violence prevention = \$446M
- **Community-Based Child Abuse** Prevention = \$100M
- **Emergency Assistance through TANF** = \$1B

AMERICAN RESCUE PLAN: STATE AND LOCAL PANDEMIC RELIEF FUNDING

DEPT. OF TREASURY – INTERNAL REVENUE SERVICE

- **Additional round of Economic Impact Payments** = up to \$1,400 per individual (including children) per household
- **Temporary expansion of the Child Tax Credit (CTC) in 2021** = \$3,000 per child (\$3,600 for children under age 6)
(normal credit is \$2,000)
 - Credit will temporarily be fully refundable (i.e. families with no or low tax liability will receive full credit)
 - Increased credit will be issued as series of periodic payments beginning in July

Note: this provision is estimated to cut child poverty in half in 2021
- **Temporary expansion of the Earned Income Tax Credit (EITC) for childless adults in 2021** = up to \$1,500 per adult
(normal maximum is \$530)
 - Expands age so that younger and older adults can access the EITC
 - Doubles the maximum Child and Dependent Care Tax Credit (CDCTC) in 2021

AMERICAN RESCUE PLAN: STATE AND LOCAL PANDEMIC RELIEF FUNDING

U.S. Department of Health and Human Services

- **Administration for Community Living** (Including for local Area Agencies on Aging)
 - Congregate Meals and Home Deliver Meals = \$750M
 - Elder Justice Program = \$276M
 - Home and Community-based Supportive Services = \$460M
 - Family Caregivers = \$145M
 - Protection of Vulnerable Older Americans = \$10M
 - Preventive Services = \$44M

AMERICAN RESCUE PLAN: STATE AND LOCAL PANDEMIC RELIEF FUNDING

U.S. Department of Health and Human Services

- **Substance Abuse and Mental Health Services (SAMHSA)**
 - Certified Community Behavioral Health Clinical Expansion Grant Program = \$420M
 - Mental Health Block Grant = \$1.5B
 - Substance Abuse Prevention and Treatment Block Grant = \$1.5B
 - National Child Traumatic Stress Network = \$10M
 - Community-based Funding for Local Substance Use Disorder Services = \$30M
 - Community-based Funding for Local Behavioral Health Needs = \$50M
 - Project Aware = \$30M

AMERICAN RESCUE PLAN: STATE AND LOCAL PANDEMIC RELIEF FUNDING

U.S. Department of Health and Human Services

- **Health Resources and Services Administration (HRSA)**
 - Community Health Centers = \$7.6 B
 - Public Health Workforce = \$7.66 B
 - National Health Service Corps. = \$800 M
 - Nurse Corps = \$200 M
 - Mental and Behavioral Health Training (Health Care Professionals) = \$40 M
 - Grants for Health Care Providers to Promote Mental and Behavioral Health = \$40 M
 - Maternal, Infant and Early Childhood Home Visiting = \$150 M

AMERICAN RESCUE PLAN: STATE AND LOCAL PANDEMIC RELIEF FUNDING

U.S. Department of Housing and Urban Development

- **HOME Investment Partnership Program = \$5B**
 - For homeless prevention and supportive services to be distributed through the HOME program formula
- **Tenant-Based Rental Assistance = \$5B**
 - Provides emergency Section 8 Vouchers to assist with providing affordable housing for families
- **Housing Counseling = \$100M**
- **Fair housing Activities = \$20M**

AMERICAN RESCUE PLAN: STATE AND LOCAL PANDEMIC RELIEF FUNDING

U.S. Department of Transportation

- **Transit** Infrastructure Grants (Includes payroll support) = \$30.4B
- Grants-in-Aid to **Airports** = \$8B

AMERICAN RESCUE PLAN: STATE AND LOCAL PANDEMIC RELIEF FUNDING

U.S. Department of Treasury

- **Coronavirus State and Local Fiscal Recovery Funds**
 - States = \$195.3B
 - Territories = \$4.5B
 - Tribes = \$20B
 - Metropolitan Cities = \$45.57B
 - Smaller Municipalities = \$19.53B
 - **Counties = \$65.1 B direct to all counties**
 - Coronavirus Capital Projects = \$10B
 - **Public Lands Counties and Tribes = \$2B**
- **Emergency Rental Assistance = \$21.55B**
 - Counties with greater than 200,000 in population will receive **additional direct funding** to keep families stably housed and prevent evictions.
- **Homeowner Assistance Fund = \$9.96B**
 - Provide homeowners struggling to make mortgage payments with direct assistance.
- **State Small Business Credit Initiative = \$10B**
 - Administered by states

ADDITIONAL COVID-19 RESOURCES FOR COUNTIES



**COVID-19
Webinars &
Events**

[LEARN MORE](#)



**Partner
Resources**

[LEARN MORE](#)



**County Finances
& Administration**

[LEARN MORE](#)



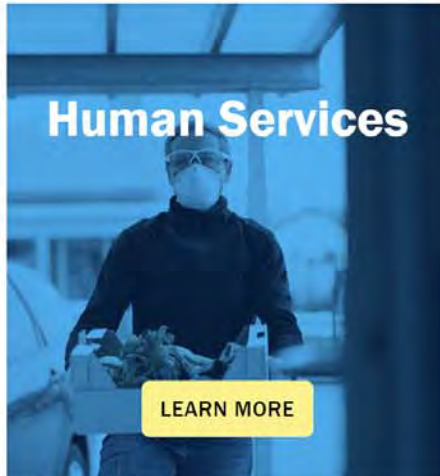
Technology

[LEARN MORE](#)



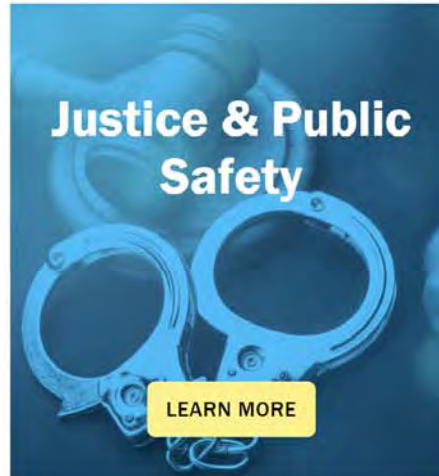
**County
Economies**

[LEARN MORE](#)



Human Services

[LEARN MORE](#)



**Justice & Public
Safety**

[LEARN MORE](#)




**Community
Health**

[LEARN MORE](#)

COUNTIES ARE INVESTING \$22.5 BILLION FROM THE CORONAVIRUS RELIEF FUND (CRF) TO RESTORE AND SUSTAIN COMMUNITIES



<p>SMALL BUSINESS AND NONPROFIT SUPPORT</p> <p>Developing loan and grant fund programs to quickly disperse emergency relief dollars to stabilize local business and support essential operational costs such as rent, utilities, payroll and protective gear.</p> 	<p>SUPPLIES AND RESOURCES</p> <p>Purchasing supplies and resources needed for COVID-19 response, like personal protective equipment (PPE) for essential workers.</p> 	<p>HOUSING AND UTILITY ASSISTANCE</p> <p>Providing rental, mortgage and utility assistance to individuals – both tenants and landlords – financially impacted by COVID-19.</p> 
<p>UNEMPLOYMENT AND WORKFORCE DEVELOPMENT</p> <p>Investing in workforce development and training for individuals furloughed or laid off due to COVID-19.</p> 	<p>COVID-19 TESTING</p> <p>Providing COVID-19 testing for uninsured residents free charge.</p> 	<p>TRANSFERS TO LOCAL GOVERNMENTS</p> <p>Subgranting to other local governments for necessary COVID-19 expenditures.</p> 
<p>PERSONNEL COSTS</p> <p>Funding payroll and benefits costs for public health, public safety and human services employees who are responding to COVID-19.</p> 	<p>LOCAL HEALTH DEPARTMENTS</p> <p>Providing assistance to local health departments for expenses necessary to respond to COVID-19, including support for public outreach and COVID-19 safety messaging.</p> 	<p>VACCINE DISTRIBUTION</p> <p>Preparing vaccine distribution plans and purchasing the necessary supplies, like syringes, refrigeration bags, trucks and storage facilities.</p> 
<p>BROADBAND AND TECHNOLOGY</p> <p>Expanding connectivity for online learning and telehealth services, deploying more public Wi-Fi access points and investing in residential broadband infrastructure.</p> 	<p>COUNTY JAILS AND CORRECTIONAL FACILITIES</p> <p>Providing personal protective equipment for staff and vendors interacting with individuals displaying COVID-19 symptoms and cleaning supplies to sanitize commonly used areas.</p> 	<p>SOCIAL SAFETY NET SERVICES</p> <p>Providing critical public assistance services and programs including child care, nutrition assistance and services to older Americans.</p> 

Source: NACo analysis of County Coronavirus Relief Fund (CRF) spending plans, available at www.naco.org/crf
 Note: The Coronavirus Relief Fund (CRF) was established under the CARES Act and provides \$150 billion in direct aid for state, county and municipal governments with populations of over 500,000 people to address necessary expenditures incurred due to the COVID-19 public health emergency. Counties received approximately \$22.5 billion in CRF. With those funds, counties invested in small business support, housing and utility assistance, cash assistance and more.

COVID-19 RECOVERY CLEARINGHOUSE

In a major victory for America's counties, the State and Local Coronavirus Fiscal Recovery Funds legislation, part of the American Rescue Plan Act was passed by the U.S. Senate on March 6. The bill, which now heads back to the U.S. House of Representatives for final consideration, includes \$65.1 billion in direct, flexible aid to every county in America, as well as other crucial investments in local communities.



[COVID-19 Recovery Clearinghouse \(naco.org\)](https://naco.org)

How Can We Help?

Please use the form below to ask a question, and NACo staff will respond via email.

Please ask your question here.

SUBMIT

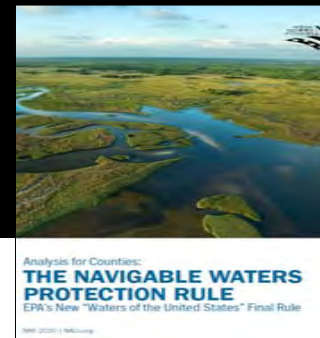


Share Your Story

How is your county responding to the coronavirus pandemic and driving the recovery in your community. Please use the form below to share how your county is using federal relief funds.

Please share your county's story here.

SUBMIT

NACo FEDERAL POLICY PRIORITIES



The NACo Board approved **10 national policy priorities** for 2021:

- Restore the **balance of federalism** and optimize intergovernmental partnerships
- Advocate for additional **federal COVID-19 relief** in the form of direct, flexible aid to counties of all sizes
- Promote **county infrastructure** priorities
- Promote **mental health and substance use treatment** and address essential criminal justice reforms
- Boost **advanced broadband deployment** and accessibility while preserving local decision-making
- Support full funding for **Payments in Lieu of Taxes** and the **Secure Rural Schools** program
- **Promote county priorities** in federal rulemaking, including Environmental Protection Agency
- Strengthen **election security and safety**
- Enhance **community resilience** through regional and local disaster preparedness
- Promote **workforce opportunities and supportive services** for county residents in changing economies

You asked. We listened.

New and improved County Explorer...

simple.
accessible.
impactful.



...we're changing the way you see county data – literally.

NATIONAL ASSOCIATION OF COUNTIES **NACo**
COUNTY EXPLORER

County Explorer is now more accessible and user-friendly. The new tool sports a redesigned user interface which makes navigation simple, while maintaining familiarity. County Explorer now works on mobile devices, and it looks particularly great on tablets. Check out the new design, functionality, and more at Explorer.NACo.org. #CE2 @NACoTweets



NEW JERSEY ECONOMIC OVERVIEW

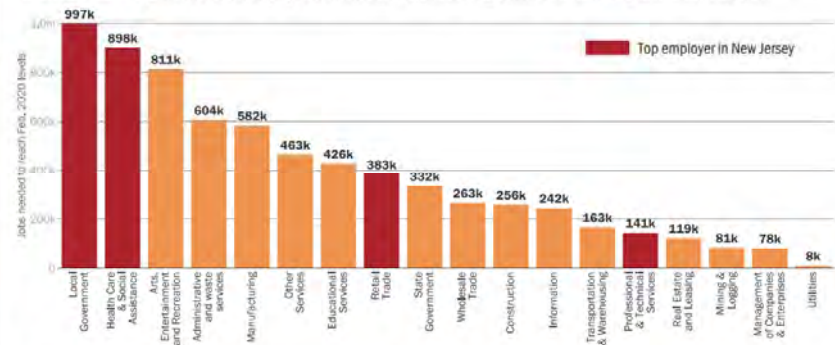


U.S. HOUSE PASSED - THE AMERICAN RESCUE PLAN ACT'S
STATE AND LOCAL CORONAVIRUS FISCAL RECOVERY FUNDS

FUNDS TO NEW JERSEY COUNTIES¹
\$1.7 B

JOB'S NEEDED TO REACH FEBRUARY 2020 EMPLOYMENT LEVELS¹

More than **10 million** Americans remain unemployed as of Jan. 2021, indicating a stalling economic recovery process. **One in ten of the jobs yet to be recovered is a local government job.** Especially concerning is the nine-month long increase in long-term unemployment, which comprises **40 percent of all unemployed workers** and represents the greatest strain on local government resources.



CURRENT SITUATION IN NEW JERSEY

TOTAL COVID-19 INFECTIONS² **778K**

COVID-19 CASES IN 2021³ **253K**

COVID-19 RELATED DEATHS⁴ **23,147**

JOB'S NEEDED TO REACH FEBRUARY 2020 LEVELS⁵ **165K**

Every dollar of local government aid is at least a **dollar increase in GDP growth.**⁶

Local government spending will drive COVID-19 **economic recovery**, help restore the nation's workforce and prepare communities for future growth through vital infrastructure, health, safety and resiliency investments.

NACo Analysis of: 1: U.S. Department of Labor, Bureau of Labor Statistics, The Employment Situation – February 2021. Accommodations and Food Services (not included in graph) has 3 million jobs to recover. The Federal government and finance and insurance sectors not included as they have reached February 2020 levels of employment. 2, 3, 4: USA.gov. Coronavirus Locations as of 2/26/2021. 5: U.S. Department of Labor, Bureau of Labor Statistics - employment status of the civilian noninstitutional population data, seasonally adjusted. – January 2021. 6: National Association of Counties (NACo), [Counties and COVID-19: Positively America for Recovery](http://CountiesandCOVID19.PositivelyAmericaforRecovery) (Feb. 10, 2021). Notes: 1. The projected amount for county allocations is informed by the House Oversight Committee and the Congressional Research Service (CRS). The estimates are not official values from the U.S. Treasury and are subject to change.

You asked. We listened.

New and improved County Explorer...

simple.
accessible.
impactful.



...we're changing the way you see county data – *literally*.

NATIONAL ASSOCIATION OF COUNTIES **NACo**
COUNTY EXPLORER

County Explorer is now more accessible and user-friendly. The new tool sports a redesigned user interface which makes navigation simple, while maintaining familiarity. County Explorer now works on mobile devices, and it looks particularly great on tablets. Check out the new design, functionality, and more at Explorer.NACo.org. #CE2 @NACoTweets



PILT IN WYOMING COUNTIES - 2020

COUNTY	POPULATION	PILT AMOUNT	PERCENT OF PILT ENTITLEMENT LAND	TOTAL PILT ENTITLEMENT LAND	PILT PER ACRE
Albany County	38,601	\$1.6M	24.6%	674.1K Acres	\$2.39
Big Horn County	11,881	\$1.2M	77.0%	1.5M Acres	\$0.77
Campbell County	46,140	\$935.7K	11.9%	366.1K Acres	\$2.56
Carbon County	14,971	\$1.5M	53.8%	2.7M Acres	\$0.55
Converse County	13,640	\$960.3K	14.8%	403.9K Acres	\$2.38
Crook County	7,450	\$803.4K	18.3%	333.8K Acres	\$2.41
Fremont County	39,531	\$2.8M	54.2%	3.2M Acres	\$0.88
Goshen County	13,376	\$77.3K	1.9%	27.3K Acres	\$2.83
Hot Springs County	4,555	\$840.8K	44.4%	569.8K Acres	\$1.48
Johnson County	8,460	\$1.1M	31.2%	830.4K Acres	\$1.27
Laramie County	98,976	\$26.9K	0.6%	9.5K Acres	\$2.83
Lincoln County	19,434	\$1.4M	74.7%	1.9M Acres	\$0.74
Natrona County	79,115	\$3.8M	43.4%	1.5M Acres	\$2.56
Niobrara County	2,388	\$354.9K	7.5%	125.9K Acres	\$2.82
Park County	29,324	\$2.0M	80.9%	3.6M Acres	\$0.55
Platte County	8,566	\$300.4K	8.0%	106.5K Acres	\$2.82
Sheridan County	30,233	\$1.1M	27.2%	438.8K Acres	\$2.44
Sublette County	9,813	\$968.1K	77.5%	2.4M Acres	\$0.40



2021 VIRTUAL LEGISLATIVE CONFERENCE

MARCH 8-26 | BONUS CONTENT IN APRIL





VISION

HEALTHY, SAFE AND VIBRANT COUNTIES ACROSS AMERICA.

MISSION

STRENGTHEN AMERICA'S COUNTIES.

ABOUT NACo

THE NATIONAL ASSOCIATION OF COUNTIES (NACO) STRENGTHENS AMERICA'S COUNTIES, serving nearly 40,000 county elected officials and 3.6 million county employees.

Founded in 1935, NACo unites county officials to:

- **Advocate county priorities** in federal policymaking
- **Promote exemplary county policies** and practices
- **Nurture leadership skills** and expand knowledge networks
- **Optimize county and taxpayer resources** and cost savings, and
- **Enrich the public's understanding** of county government.





STRONGER COUNTIES. STRONGER AMERICA.

National Association of Counties
660 North Capitol Street, N.W. | Suite 400
Washington, D.C. 20001
202.393.6226 • www.NACo.org

fb.com/NACoDC

[@NACoTweets](https://twitter.com/NACoTweets)

youtube.com/NACoVideo

linkedin.com/company/NACoDC